



## EDITORIALS

-  **Adiponectin and Prostate Cancer Mortality: To Be or Not to Be Skinny?** S.J. Freedland, C.D. Williams, and E.M. Masko (see article on page 34) 1
-  **Few Point-of-Care Hemoglobin A<sub>1c</sub> Assay Methods Meet Clinical Needs** D.E. Bruns and J.C. Boyd (see article on page 44) 4

## PERSPECTIVE

- Use of Cerebrospinal Fluid Biomarkers for Diagnosis of Incipient Alzheimer Disease in Patients with Mild Cognitive Impairment** R.A. Dean and L.M. Shaw 7

## Q&A

-  **Detection of Biological Agents Used for Terrorism: Are We Ready?** M. Kellogg 10

## CLINICAL CASE STUDY

- Sharply Increased Serum Free Light-Chain Concentrations after Treatment for Multiple Myeloma** K. Murata, R.J. Clark, K.S. Lockington, L.J. Tostrud, P.R. Greipp, and J.A. Katzmann 16

## COMMENTARIES


- J.D. Faix 19
- M.A. Blinder 19

## REVIEW


- Stroke Biomarkers: Progress and Challenges for Diagnosis, Prognosis, Differentiation, and Treatment** A.K. Saenger and R.H. Christenson 21

## ARTICLES

### ENDOCRINOLOGY AND METABOLISM

-  **A 25-Year Prospective Study of Plasma Adiponectin and Leptin Concentrations and Prostate Cancer Risk and Survival** H. Li, M.J. Stampfer, L. Mucci, N. Rifai, W. Qiu, T. Kurth, and J. Ma (see editorial on page 1) 34

### POINT-OF-CARE TESTING

-  **Six of Eight Hemoglobin A<sub>1c</sub> Point-of-Care Instruments Do Not Meet the General Accepted Analytical Performance Criteria** E. Lenters-Westra and R.J. Slingerland (see editorial on page 4) 44

## MOLECULAR DIAGNOSTICS AND GENETICS

- Alternative Splicing and Molecular Characterization of Splice Site Variants: *BRCA1* c.591C>T as a Case Study** V. Dosit, A. Tosar, C. Cañadas, P. Pérez-Segura, E. Díaz-Rubio, T. Caldés, and M. de la Hoya 53

- DNA Sequence Capture and Enrichment by Microarray Followed by Next-Generation Sequencing for Targeted Resequencing: Neurofibromatosis Type 1 Gene as a Model** L.-S. Chou, C.-S.J. Liu, B. Boese, X. Zhang, and R. Mao 62

- Synergy of Total *PLAC4* RNA Concentration and Measurement of the RNA Single-Nucleotide Polymorphism Allelic Ratio for the Noninvasive Prenatal Detection of Trisomy 21** N.B.Y. Tsui, R. Akolekar, R.W.K. Chiu, K.C.K. Chow, T.Y. Leung, T.K. Lau, K.H. Nicolaides, and Y.M.D. Lo 73

- Aberrant Concentrations of Liver-Derived Plasma Albumin mRNA in Liver Pathologies** R.W.Y. Chan, J. Wong, H.L.Y. Chan, T.S.K. Mok, W.Y.W. Lo, V. Lee, K.F. To, P.B.S. Lai, T.H. Rainer, Y.M.D. Lo, and R.W.K. Chiu 82

- Noninvasive Prenatal Detection of Trisomy 21 by an Epigenetic–Genetic Chromosome-Dosage Approach** Y.K. Tong, S. Jin, R.W.K. Chiu, C. Ding, K.C.A. Chan, T.Y. Leung, L. Yu, T.K. Lau, and Y.M.D. Lo 90

- Bright-Field Microscopy Visualization of Proteins and Protein Complexes by In Situ Proximity Ligation with Peroxidase Detection** A. Zieba, C. Wählby, F. Hjelm, L. Jordan, J. Berg, U. Landegren, and K. Pardali 99

## LIPIDS, LIPOPROTEINS, AND CARDIOVASCULAR RISK FACTORS

- Distribution of Asymmetric Dimethylarginine among 980 Healthy, Older Adults of Different Ethnicities** K. Sydow, S.P. Fortmann, J.M. Fair, A. Varady, M.A. Hlatky, A.S. Go, C. Iribarren, and P.S. Tsao, for the ADVANCE Investigators 111

## PROTEOMICS AND PROTEIN MARKERS

- Prognostic Value of Emerging Neurohormones in Chronic Heart Failure during Optimization of Heart Failure–Specific Therapy** S. Neuhold, M. Huelsmann, G. Strunk, J. Struck, C. Adlbrecht, G. Gouya, M. Elhenicky, and R. Pacher 121

continued

## BRIEF COMMUNICATIONS

**Increased Complement Factor H with Decreased Factor B Determined by Proteomic Differential Displays as a Biomarker of Tai Chi Chuan Exercise** K.D. Yang, W.-C. Chang, H. Chuang, P.-W. Wang, R.-T. Liu, and S.-H. Yeh 127

**Association of Very Highly Elevated C-Reactive Protein Concentration with Cardiovascular Events and All-Cause Mortality** M. Hamer, Y. Chida, and E. Stamatakis 132

**Detection of Increased Amounts of Cell-Free Fetal DNA with Short PCR Amplicons** A. Sikora, B.G. Zimmermann, C. Rusterholz, D. Birri, V. Kolla, O. Lapaire, I. Hoesli, V. Kiefer, L. Jackson, and S. Hahn 136

## LETTERS TO THE EDITOR

**Analytical Considerations in the Investigation of Mixed Cryoglobulinemia** E.R. Smith 139

**In Reply** K.L. Schnabl, P.C. Chan, and K. Adeli 140

**What Criteria Should Be Used to Assess Troponin Assays?** H.G. Schneider, J.R. Tate, and P.E. Hickman 140

## CLINICAL CHEMIST

**Call for Nominations** 143

**Lily Robinson and Up in Arms: Recollections** 144

**What Is Your Guess?**

**Unexpected Ethanol in Urine: Increasing Proof** D.M. Haverstick and D.E. Bruns 146

## Unveiling the Right Side

Day Lily  
J. Wolak-Dinsmore 148

## ACCENT®—CONTINUING EDUCATION CREDIT FOR READERS OF CLINICAL CHEMISTRY

For more information go to  
<http://www.aacc.org/applications/ccjaccent>



### ON THE COVER

**The blue planet under threat.** If asked how long it has been since the mailing of letters containing *Bacillus anthracis* (anthrax) set off a wave of anxiety in the United States, few would remember that it has been more than 8 years. The absence of any subsequent bioterrorism threats may have lulled us into complacency. Are we safer now than in 2001? Have our detection capabilities improved? Do they really work? What is a “detect to warn” strategy? Should we be emphasizing biothreat detection or biothreat identification? In this issue of *Clinical Chemistry*, 3 experts—a biosensor and molecular technologies group leader, a director of a bioterrorism response laboratory, and a former director of a government biological defense research program—answer questions about the current status of biothreat detection technology. © Image reproduced with permission from Janusz Kapusta/Corbis.

The absence of any subsequent bioterrorism threats may have lulled us into complacency. Are we safer now than in 2001? Have our detection capabilities improved? Do they really work? What is a “detect to warn” strategy? Should we be emphasizing biothreat detection or biothreat identification? In this issue of *Clinical Chemistry*, 3 experts—a biosensor and molecular technologies group leader, a director of a bioterrorism response laboratory, and a former director of a government biological defense research program—answer questions about the current status of biothreat detection technology. © Image reproduced with permission from Janusz Kapusta/Corbis.

*Color figures for Reviews sponsored by Department of Laboratory Medicine, Children’s Hospital Boston.*



Clinical Chemistry podcast available at  
<http://www.clinchem.org/>